




**MINUTES OF COUNTY FINANCES
TREASURER'S REPORT**

IN THE MATTER OF COUNTY FINANCES
IN THE HANDS OF
MARY HORTON, TREASURER
OF JACKSON COUNTY, TEXAS

COMMISSIONERS' COURT
JACKSON COUNTY, TEXAS
IN REGULAR SESSION
FEBRUARY TERM 2021

IN ACCORDANCE with Section 114.026, Local Government Code, we, the undersigned, constituting the entire Commissioners' Court of said County, certify that on the 23rd day of February 2021, at the Regular term of Court, we compared and examined the monthly report of Mary Horton, Treasurer of Jackson County, Texas, for January 2021, and finding the same correct, entered an order in the Minutes approving said report, which states total cash and other assets on hand as: \$12,338,237.39.



Jill S. Sklar, County Judge



Wayne Hunt, Commissioner Pct. #1



Wayne Bubela, Commissioner Pct. #2




Glenn T. Martin, Commissioner Pct. #3




Dennis Karl, Commissioner Pct. #4

SWORN TO AND SUBSCRIBED BEFORE ME, by Jill S. Sklar, County Judge, and County Commissioners of said Jackson County, each respectively, on this the 23rd day of February A.D., 2021.



Attest: Katherine R. Brooks, County Clerk

FILED FOR RECORD THIS the 23rd day of February A.D., 2021, and recorded on the 23rd day of February A.D., 2021.



Katherine R. Brooks, County Clerk and
Ex-Officio Clerk of the Commissioners'
Court in and for Jackson County, Texas

By: _____
Deputy



Jackson County, TX

Treasurer's Monthly Report

Account Summary

Date Range: 01/01/2021 - 01/31/2021

Account	Name	Beginning Balance	Total Activity	Total Debits	Total Credits	Ending Balance
Fund: 10 - GENERAL						
<u>10-000-1020-0000</u>	CHANGE FUND/PETTY CASH	2,146.00	0.00	0.00	0.00	2,146.00
<u>10-000-1030-0000</u>	CASH IN BANK	14,204.27	15,779.89	807,696.73	791,916.84	29,984.16
<u>10-000-1034-0000</u>	CASH IN BANK - CLEARING	7,713.09	462.13	10,068.22	9,606.09	8,175.22
<u>10-000-1040-0000</u>	CASH IN TEX POOL	261,193.93	17.58	17.58	0.00	261,211.51
<u>10-000-1042-0000</u>	CASH IN TEXAS CLASS	2,445,221.00	2,877,767.02	3,477,767.02	600,000.00	5,322,988.02
<u>10-000-1046-0000</u>	CASH IN C.D.'S	18,493.37	0.00	0.00	0.00	18,493.37
<u>10-000-1060-0000</u>	CASH IN MONEY MARKET	484,152.67	106.78	106.78	0.00	484,259.45
	Total Fund: 10 - GENERAL:	3,233,124.33	2,894,133.40	4,295,656.33	1,401,522.93	6,127,257.73
Fund: 12 - PERMANENT IMPROVEMENT						
<u>12-000-1030-0000</u>	CASH IN BANK	752.60	3,968.48	25,000.00	21,031.52	4,721.08
<u>12-000-1040-0000</u>	CASH IN TEX POOL	0.00	0.00	0.00	0.00	0.00
<u>12-000-1042-0000</u>	CASH IN TEXAS CLASS	1,269,629.34	-24,858.62	141.38	25,000.00	1,244,770.72
	Total Fund: 12 - PERMANENT IMPROVEMENT:	1,270,381.94	-20,890.14	25,141.38	46,031.52	1,249,491.80
Fund: 15 - COMMISSARY TELEPHONE						
<u>15-000-1030-0000</u>	CASH IN BANK	3,994.21	2,268.95	3,070.13	801.18	6,263.16
<u>15-000-1040-0000</u>	CASH IN TEXPOOL	0.00	0.00	0.00	0.00	0.00
<u>15-000-1042-0000</u>	CASH IN TEXAS CLASS	24,800.00	0.00	2.78	2.78	24,800.00
	Total Fund: 15 - COMMISSARY TELEPHONE:	28,794.21	2,268.95	3,072.91	803.96	31,063.16
Fund: 17 - DISTRICT ATTORNEY-HOT CHK						
<u>17-000-1030-0000</u>	CASH IN BANK	631.45	0.00	0.00	0.00	631.45
<u>17-000-1040-0000</u>	CASH IN TEX POOL	0.00	0.00	0.00	0.00	0.00
<u>17-000-1042-0000</u>	CASH IN TEXAS CLASS	7,200.00	0.00	0.78	0.78	7,200.00
	Total Fund: 17 - DISTRICT ATTORNEY-HOT CHK:	7,831.45	0.00	0.78	0.78	7,831.45
Fund: 18 - ELECTIONS ADMINISTRATION						
<u>18-000-1030-0000</u>	CASH IN BANK	108,891.67	837.53	837.53	0.00	109,729.20
<u>18-000-1042-0000</u>	CASH IN TEXAS CLASS	0.00	0.00	0.00	0.00	0.00
	Total Fund: 18 - ELECTIONS ADMINISTRATION:	108,891.67	837.53	837.53	0.00	109,729.20
Fund: 19 - FORFEITURE-DIST ATTORNEY						
<u>19-000-1030-0000</u>	CASH IN BANK	482.62	-287.91	2,000.05	2,287.96	194.71
<u>19-000-1040-0000</u>	CASH IN TEXPOOL	0.00	0.00	0.00	0.00	0.00
<u>19-000-1042-0000</u>	CASH IN TEXAS CLASS	286,865.27	-1,968.00	32.00	2,000.00	284,897.27
	Total Fund: 19 - FORFEITURE-DIST ATTORNEY:	287,347.89	-2,255.91	2,032.05	4,287.96	285,091.98
Fund: 21 - FORFEITURE-SHERIFF						
<u>21-000-1030-0000</u>	CASH IN BANK	887.45	-71.22	0.62	71.84	816.23

Treasurer's Monthly Report

Date Range: 01/01/2021 - 01/31/2021

Account	Name	Beginning Balance	Total Activity	Total Debits	Total Credits	Ending Balance
<u>21-000-1040-0000</u>	CASH IN TEXPOOL	0.00	0.00	0.00	0.00	0.00
<u>21-000-1042-0000</u>	CASH IN TEXAS CLASS	55,521.79	6.22	6.22	0.00	55,528.01
	Total Fund: 21 - FORFEITURE-SHERIFF:	56,409.24	-65.00	6.84	71.84	56,344.24
Fund: 23 - TECHNOLOGY FUND						
<u>23-000-1030-0000</u>	CASH IN BANK	-1,686.61	765.13	765.13	0.00	-921.48
<u>23-000-1040-0000</u>	CASH IN TEXPOOL	0.00	0.00	0.00	0.00	0.00
<u>23-000-1042-0000</u>	CASH IN TEXAS CLASS	48.00	0.00	0.00	0.00	48.00
	Total Fund: 23 - TECHNOLOGY FUND:	-1,638.61	765.13	765.13	0.00	-873.48
Fund: 24 - JUV PROB DISCRETIONARY						
<u>24-000-1030-0000</u>	CASH IN BANK	4,143.58	0.00	0.00	0.00	4,143.58
<u>24-000-1042-0000</u>	CASH IN TEXAS CLASS	0.00	0.00	0.00	0.00	0.00
	Total Fund: 24 - JUV PROB DISCRETIONARY:	4,143.58	0.00	0.00	0.00	4,143.58
Fund: 25 - JUVENILE PROBATION GRANTS						
<u>25-000-1030-0000</u>	CASH IN BANK	9,627.39	817.21	10,796.45	9,979.24	10,444.60
<u>25-000-1040-0000</u>	CASH IN TEXPOOL	0.00	0.00	0.00	0.00	0.00
<u>25-000-1042-0000</u>	CASH IN TEXAS CLASS	17,718.27	1.99	1.99	0.00	17,720.26
	Total Fund: 25 - JUVENILE PROBATION GRANTS:	27,345.66	819.20	10,798.44	9,979.24	28,164.86
Fund: 26 - LAW LIBRARY						
<u>26-000-1030-0000</u>	CASH IN BANK	209.31	783.57	2,560.00	1,776.43	992.88
<u>26-000-1042-0000</u>	CASH IN TEXAS CLASS	11,700.00	-2,000.00	1.26	2,001.26	9,700.00
	Total Fund: 26 - LAW LIBRARY:	11,909.31	-1,216.43	2,561.26	3,777.69	10,692.88
Fund: 27 - LEOSE-LAW ENF OFFICERS ED						
<u>27-000-1030-0000</u>	CASH IN BANK	29.50	-60.00	60.00	120.00	-30.50
<u>27-000-1042-0000</u>	CASH IN TEXAS CLASS	1,090.00	0.00	0.05	0.05	1,090.00
	Total Fund: 27 - LEOSE-LAW ENF OFFICERS ED:	1,119.50	-60.00	60.05	120.05	1,059.50
Fund: 28 - LIBRARY-MEMORIAL FUND						
<u>28-000-1030-0000</u>	CASH IN BANK	237.58	-135.36	804.87	940.23	102.22
<u>28-000-1040-0000</u>	CASH IN TEXPOOL	4,210.91	-699.69	0.31	700.00	3,511.22
<u>28-000-1042-0000</u>	CASH IN TEXAS CLASS	53,110.34	5.93	5.93	0.00	53,116.27
	Total Fund: 28 - LIBRARY-MEMORIAL FUND:	57,558.83	-829.12	811.11	1,640.23	56,729.71
Fund: 29 - RECORDS MGT- COUNTY CLERK						
<u>29-000-1030-0000</u>	CASH IN BANK	10,094.78	5,860.42	7,375.56	1,515.14	15,955.20
<u>29-000-1040-0000</u>	CASH IN TEXPOOL	0.00	0.00	0.00	0.00	0.00
<u>29-000-1042-0000</u>	CASH IN TEXAS CLASS	133,787.46	14.98	14.98	0.00	133,802.44
	Total Fund: 29 - RECORDS MGT- COUNTY CLERK:	143,882.24	5,875.40	7,390.54	1,515.14	149,757.64
Fund: 30 - RECORDS MGT - COUNTY						
<u>30-000-1030-0000</u>	CASH IN BANK	1,619.31	315.45	315.45	0.00	1,934.76
<u>30-000-1040-0000</u>	CASH IN TEXPOOL	0.00	0.00	0.00	0.00	0.00
<u>30-000-1042-0000</u>	CASH IN TEXAS CLASS	1,988.57	0.27	0.27	0.00	1,988.84
	Total Fund: 30 - RECORDS MGT - COUNTY:	3,607.88	315.72	315.72	0.00	3,923.60

Treasurer's Monthly Report

Date Range: 01/01/2021 - 01/31/2021

Account	Name	Beginning Balance	Total Activity	Total Debits	Total Credits	Ending Balance
Fund: 31 - RECORDS MGT - DIST CLERK						
<u>31-000-1030-0000</u>	CASH IN BANK	1,947.79	467.51	467.51	0.00	2,415.30
<u>31-000-1040-0000</u>	CASH IN TEXPOOL	0.00	0.00	0.00	0.00	0.00
<u>31-000-1042-0000</u>	CASH IN TEXAS CLASS	10,975.00	0.00	1.22	1.22	10,975.00
	Total Fund: 31 - RECORDS MGT - DIST CLERK:	12,922.79	467.51	468.73	1.22	13,390.30
Fund: 32 - SECURITY FUND						
<u>32-000-1030-0000</u>	CASH IN BANK	2,255.34	1,249.39	1,274.54	25.15	3,504.73
<u>32-000-1040-0000</u>	CASH IN TEXPOOL	0.00	0.00	0.00	0.00	0.00
<u>32-000-1042-0000</u>	CASH IN TEXAS CLASS	12,850.00	0.00	1.40	1.40	12,850.00
	Total Fund: 32 - SECURITY FUND:	15,105.34	1,249.39	1,275.94	26.55	16,354.73
Fund: 33 - CRTHSE SECURITY - JPS						
<u>33-000-1030-0000</u>	CASH IN BANK	1,259.92	153.43	153.43	0.00	1,413.35
<u>33-000-1040-0000</u>	CASH IN TEX POOL	0.00	0.00	0.00	0.00	0.00
<u>33-000-1042-0000</u>	CASH IN TEXAS CLASS	0.00	0.00	0.00	0.00	0.00
	Total Fund: 33 - CRTHSE SECURITY - JPS:	1,259.92	153.43	153.43	0.00	1,413.35
Fund: 34 - CHILD ABUSE PREVENTION						
<u>34-000-1030-0000</u>	CASH IN BANK	-453.10	45.83	45.83	0.00	-407.27
<u>34-000-1042-0000</u>	CASH IN TEXAS CLASS	0.00	0.00	0.00	0.00	0.00
	Total Fund: 34 - CHILD ABUSE PREVENTION:	-453.10	45.83	45.83	0.00	-407.27
Fund: 35 - CHILD WELFARE						
<u>35-000-1030-0000</u>	CASH IN BANK	90.98	0.06	0.06	0.00	91.04
<u>35-000-1040-0000</u>	CASH IN TEXPOOL	0.00	0.00	0.00	0.00	0.00
<u>35-000-1042-0000</u>	CASH IN TEXAS CLASS	8,182.64	0.92	0.92	0.00	8,183.56
	Total Fund: 35 - CHILD WELFARE:	8,273.62	0.98	0.98	0.00	8,274.60
Fund: 36 - HISTORICAL COMMISSION						
<u>36-000-1030-0000</u>	CASH IN BANK	82.97	0.06	0.06	0.00	83.03
<u>36-000-1040-0000</u>	CASH IN TEX POOL	0.00	0.00	0.00	0.00	0.00
<u>36-000-1042-0000</u>	CASH IN TEXAS CLASS	35,093.90	3.92	3.92	0.00	35,097.82
	Total Fund: 36 - HISTORICAL COMMISSION:	35,176.87	3.98	3.98	0.00	35,180.85
Fund: 37 - MEDIATION FUND						
<u>37-000-1030-0000</u>	CASH IN BANK	1,950.00	0.00	0.00	0.00	1,950.00
	Total Fund: 37 - MEDIATION FUND:	1,950.00	0.00	0.00	0.00	1,950.00
Fund: 39 - BRIDGE REPLACEMENT						
<u>39-000-1030-0000</u>	CASH IN BANK	25.00	0.00	0.00	0.00	25.00
<u>39-000-1042-0000</u>	CASH IN TEXAS CLASS	239,515.69	26.76	26.76	0.00	239,542.45
	Total Fund: 39 - BRIDGE REPLACEMENT:	239,540.69	26.76	26.76	0.00	239,567.45
Fund: 40 - HIGHWAY						
<u>40-000-1030-0000</u>	CASH IN BANK	-598,740.71	192,181.98	192,181.98	0.00	-406,558.73
<u>40-000-1042-0000</u>	CASH IN TEXAS CLASS	0.00	0.00	0.00	0.00	0.00
	Total Fund: 40 - HIGHWAY:	-598,740.71	192,181.98	192,181.98	0.00	-406,558.73

Treasurer's Monthly Report

Date Range: 01/01/2021 - 01/31/2021

Account	Name	Beginning Balance	Total Activity	Total Debits	Total Credits	Ending Balance
Fund: 41 - ROAD & BRIDGE GEN NO. 1						
<u>41-000-1030-0000</u>	CASH IN BANK	-8,598.66	12,861.75	65,000.00	52,138.25	4,263.09
<u>41-000-1040-0000</u>	CASH IN TEX POOL	15,922.12	1.11	1.11	0.00	15,923.23
<u>41-000-1042-0000</u>	CASH IN TEXAS CLASS	467,109.88	-64,948.47	51.53	65,000.00	402,161.41
	Total Fund: 41 - ROAD & BRIDGE GEN NO. 1:	474,433.34	-52,085.61	65,052.64	117,138.25	422,347.73
Fund: 42 - ROAD & BRIDGE GEN NO. 2						
<u>42-000-1030-0000</u>	CASH IN BANK	633.68	1,515.39	41,045.98	39,530.59	2,149.07
<u>42-000-1040-0000</u>	CASH IN TEX POOL	16,173.12	1.12	1.12	0.00	16,174.24
<u>42-000-1042-0000</u>	CASH IN TEXAS CLASS	534,271.74	-39,940.73	59.27	40,000.00	494,331.01
	Total Fund: 42 - ROAD & BRIDGE GEN NO. 2:	551,078.54	-38,424.22	41,106.37	79,530.59	512,654.32
Fund: 43 - ROAD & BRIDGE GEN NO. 3						
<u>43-000-1030-0000</u>	CASH IN BANK	8,468.10	-2,967.82	27,492.02	30,459.84	5,500.28
<u>43-000-1040-0000</u>	CASH IN TEX POOL	25,421.71	1.70	1.70	0.00	25,423.41
<u>43-000-1042-0000</u>	CASH IN TEXAS CLASS	340,989.99	-24,962.13	37.87	25,000.00	316,027.86
	Total Fund: 43 - ROAD & BRIDGE GEN NO. 3:	374,879.80	-27,928.25	27,531.59	55,459.84	346,951.55
Fund: 44 - ROAD & BRIDGE GEN NO. 4						
<u>44-000-1030-0000</u>	CASH IN BANK	11,648.50	-8,043.98	35,432.33	43,476.31	3,604.52
<u>44-000-1040-0000</u>	CASH IN TEX POOL	10,385.85	0.68	0.68	0.00	10,386.53
<u>44-000-1042-0000</u>	CASH IN TEXAS CLASS	709,797.91	-34,921.06	78.94	35,000.00	674,876.85
	Total Fund: 44 - ROAD & BRIDGE GEN NO. 4:	731,832.26	-42,964.36	35,511.95	78,476.31	688,867.90
Fund: 45 - ROAD & BRIDGE LATERAL RD						
<u>45-000-1030-0000</u>	CASH IN BANK	26,053.19	0.00	0.00	0.00	26,053.19
<u>45-000-1042-0000</u>	CASH IN TEXAS CLASS	0.00	0.00	0.00	0.00	0.00
	Total Fund: 45 - ROAD & BRIDGE LATERAL RD:	26,053.19	0.00	0.00	0.00	26,053.19
Fund: 50 - PCT#1 EQUIPMENT REPLACMINT						
<u>50-000-1030-0000</u>	CASH IN BANK	0.96	0.00	0.00	0.00	0.96
<u>50-000-1040-0000</u>	CASH IN TEX POOL	0.00	0.00	0.00	0.00	0.00
<u>50-000-1042-0000</u>	CASH IN TEXAS CLASS	32,187.23	3.59	3.59	0.00	32,190.82
	Total Fund: 50 - PCT#1 EQUIPMENT REPLACMINT:	32,188.19	3.59	3.59	0.00	32,191.78
Fund: 51 - PCT#2 EQUIPMENT REPLACMINT						
<u>51-000-1030-0000</u>	CASH IN BANK	-2.78	4.93	2,505.00	2,500.07	2.15
<u>51-000-1040-0000</u>	CASH IN TEX POOL	0.00	0.00	0.00	0.00	0.00
<u>51-000-1042-0000</u>	CASH IN TEXAS CLASS	52,613.00	-2,499.15	5.85	2,505.00	50,113.85
	Total Fund: 51 - PCT#2 EQUIPMENT REPLACMINT:	52,610.22	-2,494.22	2,510.85	5,005.07	50,116.00
Fund: 52 - PCT#3 EQUIPMENT REPLACMINT						
<u>52-000-1030-0000</u>	CASH IN BANK	83.50	0.06	0.06	0.00	83.56
<u>52-000-1040-0000</u>	CASH IN TEX POOL	0.00	0.00	0.00	0.00	0.00
<u>52-000-1042-0000</u>	CASH IN TEXAS CLASS	26,509.46	2.97	2.97	0.00	26,512.43
	Total Fund: 52 - PCT#3 EQUIPMENT REPLACMINT:	26,592.96	3.03	3.03	0.00	26,595.99
Fund: 53 - PCT#4 EQUIPMENT REPLACMINT						
<u>53-000-1030-0000</u>	CASH IN BANK	3.90	0.00	0.00	0.00	3.90

Treasurer's Monthly Report

Date Range: 01/01/2021 - 01/31/2021

Account	Name	Beginning Balance	Total Activity	Total Debits	Total Credits	Ending Balance
<u>53-000-1040-0000</u>	CASH IN TEX POOL	0.00	0.00	0.00	0.00	0.00
<u>53-000-1042-0000</u>	CASH IN TEXAS CLASS	118,776.07	13.28	13.28	0.00	118,789.35
	Total Fund: 53 - PCT#4 EQUIPMENT REPLACMNT:	118,779.97	13.28	13.28	0.00	118,793.25
<u>Fund: 55 - CONSTRUCTION GRANTS</u>						
<u>55-000-1030-0000</u>	CASH IN BANK	-2,614.16	-1.86	0.00	1.86	-2,616.02
	Total Fund: 55 - CONSTRUCTION GRANTS:	-2,614.16	-1.86	0.00	1.86	-2,616.02
<u>Fund: 57 - ABANDONED MOTOR VEHICLE</u>						
<u>57-000-1030-0000</u>	CASH IN BANK	10,846.09	-305.49	879.00	1,184.49	10,540.60
<u>57-000-1040-0000</u>	CASH IN TEXPOOL	0.00	0.00	0.00	0.00	0.00
<u>57-000-1042-0000</u>	CASH IN TEXAS CLASS	0.00	0.00	0.00	0.00	0.00
<u>57-000-1055-0000</u>	CASH IN BANK - ABANDONED MOTOR	1,756.13	0.00	0.00	0.00	1,756.13
	Total Fund: 57 - ABANDONED MOTOR VEHICLE:	12,602.22	-305.49	879.00	1,184.49	12,296.73
<u>Fund: 65 - TRUANCY PREV & DIVERSION</u>						
<u>65-000-1030-0000</u>	CASH IN BANK	5,164.36	628.89	628.89	0.00	5,793.25
<u>65-000-1040-0000</u>	CASH IN TEX POOL	0.00	0.00	0.00	0.00	0.00
	Total Fund: 65 - TRUANCY PREV & DIVERSION:	5,164.36	628.89	628.89	0.00	5,793.25
<u>Fund: 66 - CO SPECIALTY COURT</u>						
<u>66-000-1030-0000</u>	CASH IN BANK	1,589.22	409.52	409.52	0.00	1,998.74
<u>66-000-1040-0000</u>	CASH IN TEX POOL	0.00	0.00	0.00	0.00	0.00
	Total Fund: 66 - CO SPECIALTY COURT:	1,589.22	409.52	409.52	0.00	1,998.74
<u>Fund: 71 - FED & STATE RELIEF</u>						
<u>71-000-1030-0000</u>	CASH IN BANK	-62,112.16	-3,932.48	0.00	3,932.48	-66,044.64
<u>71-000-1042-0000</u>	CASH IN TEXAS CLASS	3,653.64	0.36	0.36	0.00	3,654.00
	Total Fund: 71 - FED & STATE RELIEF:	-58,458.52	-3,932.12	0.36	3,932.48	-62,390.64
<u>Fund: 72 - COASTAL PROTECTION</u>						
<u>72-000-1030-0000</u>	CASH IN BANK	98.33	0.07	0.07	0.00	98.40
<u>72-000-1042-0000</u>	CASH IN TEXAS CLASS	1,117,226.28	124.85	124.85	0.00	1,117,351.13
	Total Fund: 72 - COASTAL PROTECTION:	1,117,324.61	124.92	124.92	0.00	1,117,449.53
<u>Fund: 80 - AIRPORT</u>						
<u>80-000-1030-0000</u>	CASH IN BANK	303.60	475.28	675.28	200.00	778.88
<u>80-000-1040-0000</u>	CASH IN TEXPOOL	0.00	0.00	0.00	0.00	0.00
<u>80-000-1042-0000</u>	CASH IN TEXAS CLASS	133,235.56	14.91	14.91	0.00	133,250.47
	Total Fund: 80 - AIRPORT:	133,539.16	490.19	690.19	200.00	134,029.35
<u>Fund: 81 - JAIL COMMISSARY</u>						
<u>81-000-1030-0000</u>	CASH IN BANK	11,599.01	-609.07	10.14	619.21	10,989.94
<u>81-000-1040-0000</u>	CASH IN TEXPOOL	0.00	0.00	0.00	0.00	0.00
<u>81-000-1042-0000</u>	CASH IN TEXAS CLASS	0.00	0.00	0.00	0.00	0.00
	Total Fund: 81 - JAIL COMMISSARY:	11,599.01	-609.07	10.14	619.21	10,989.94
<u>Fund: 88 - STATE FEES</u>						
<u>88-000-1030-0000</u>	CASH IN BANK	22,176.23	23,335.72	35,634.44	12,298.72	45,511.95

Treasurer's Monthly Report

Date Range: 01/01/2021 - 01/31/2021

Account	Name	Beginning Balance	Total Activity	Total Debits	Total Credits	Ending Balance
<u>88-000-1042-0000</u>	CASH IN TEXAS CLASS	0.00	0.00	0.00	0.00	0.00
Total Fund: 88 - STATE FEES:		22,176.23	23,335.72	35,634.44	12,298.72	45,511.95
Fund: 89 - TRUST INVESTMENT						
<u>89-000-1030-0000</u>	CASH IN BANK	2,956.42	0.00	0.00	0.00	2,956.42
<u>89-000-1040-0000</u>	CASH IN TEXPOOL	17,104.66	1.09	1.09	0.00	17,105.75
<u>89-000-1042-0000</u>	CASH IN TEXAS CLASS	214,511.48	23.99	23.99	0.00	214,535.47
<u>89-000-1060-0000</u>	CASH IN BANK - MONEY MARKET	0.00	0.00	0.00	0.00	0.00
Total Fund: 89 - TRUST INVESTMENT:		234,572.56	25.08	25.08	0.00	234,597.64
Fund: 90 - DISTRICT CLERK RESRV ACCT						
<u>90-000-1030-0000</u>	CASH IN BANK	167,108.37	24.00	2,199.00	2,175.00	167,132.37
<u>90-000-1035-0000</u>	CASH IN BANK - NON INT BEARING	0.00	0.00	0.00	0.00	0.00
<u>90-000-1040-0000</u>	CASH IN TEXPOOL	0.00	0.00	0.00	0.00	0.00
<u>90-000-1042-0000</u>	CASH IN TEXAS CLASS	23,714.20	2.62	2.62	0.00	23,716.82
Total Fund: 90 - DISTRICT CLERK RESRV ACCT:		190,822.57	26.62	2,201.62	2,175.00	190,849.19
Fund: 92 - FLOOD CONTROL - JC DRAIN						
<u>92-000-1030-0000</u>	CASH IN BANK	102,133.73	293,449.16	540,355.65	246,906.49	395,582.89
<u>92-000-1040-0000</u>	CASH IN TEXPOOL	0.00	0.00	0.00	0.00	0.00
<u>92-000-1042-0000</u>	CASH IN TEXAS CLASS	0.00	0.00	0.00	0.00	0.00
Total Fund: 92 - FLOOD CONTROL - JC DRAIN:		102,133.73	293,449.16	540,355.65	246,906.49	395,582.89
Grand Totals:		9,114,644.00	3,223,593.39	5,296,300.81	2,072,707.42	12,338,237.39

Fund Summary

Fund	Beginning Balance	Total Activity	Total Debits	Total Credits	Ending Balance
10 - GENERAL	3,233,124.33	2,894,133.40	4,295,656.33	1,401,522.93	6,127,257.73
12 - PERMANENT IMPROVEMENT	1,270,381.94	-20,890.14	25,141.38	46,031.52	1,249,491.80
15 - COMMISSARY TELEPHONE	28,794.21	2,268.95	3,072.91	803.96	31,063.16
17 - DISTRICT ATTORNEY-HOT CHK	7,831.45	0.00	0.78	0.78	7,831.45
18 - ELECTIONS ADMINISTRATION	108,891.67	837.53	837.53	0.00	109,729.20
19 - FORFEITURE-DIST ATTORNEY	287,347.89	-2,255.91	2,032.05	4,287.96	285,091.98
21 - FORFEITURE-SHERIFF	56,409.24	-65.00	6.84	71.84	56,344.24
23 - TECHNOLOGY FUND	-1,638.61	765.13	765.13	0.00	-873.48
24 - JUV PROB DISCRETIONARY	4,143.58	0.00	0.00	0.00	4,143.58
25 - JUVENILE PROBATION GRANTS	27,345.66	819.20	10,798.44	9,979.24	28,164.86
26 - LAW LIBRARY	11,909.31	-1,216.43	2,561.26	3,777.69	10,692.88
27 - LEOSE-LAW ENF OFFICERS ED	1,119.50	-60.00	60.05	120.05	1,059.50
28 - LIBRARY-MEMORIAL FUND	57,558.83	-829.12	811.11	1,640.23	56,729.71
29 - RECORDS MGT- COUNTY CLERK	143,882.24	5,875.40	7,390.54	1,515.14	149,757.64
30 - RECORDS MGT - COUNTY	3,607.88	315.72	315.72	0.00	3,923.60
31 - RECORDS MGT - DIST CLERK	12,922.79	467.51	468.73	1.22	13,390.30
32 - SECURITY FUND	15,105.34	1,249.39	1,275.94	26.55	16,354.73
33 - CRTHSE SECURITY - JPS	1,259.92	153.43	153.43	0.00	1,413.35
34 - CHILD ABUSE PREVENTION	-453.10	45.83	45.83	0.00	-407.27
35 - CHILD WELFARE	8,273.62	0.98	0.98	0.00	8,274.60
36 - HISTORICAL COMMISSION	35,176.87	3.98	3.98	0.00	35,180.85
37 - MEDIATION FUND	1,950.00	0.00	0.00	0.00	1,950.00
39 - BRIDGE REPLACEMENT	239,540.69	26.76	26.76	0.00	239,567.45
40 - HIGHWAY	-598,740.71	192,181.98	192,181.98	0.00	-406,558.73
41 - ROAD & BRIDGE GEN NO. 1	474,433.34	-52,085.61	65,052.64	117,138.25	422,347.73
42 - ROAD & BRIDGE GEN NO. 2	551,078.54	-38,424.22	41,106.37	79,530.59	512,654.32
43 - ROAD & BRIDGE GEN NO. 3	374,879.80	-27,928.25	27,531.59	55,459.84	346,951.55
44 - ROAD & BRIDGE GEN NO. 4	731,832.26	-42,964.36	35,511.95	78,476.31	688,867.90
45 - ROAD & BRIDGE LATERAL RD	26,053.19	0.00	0.00	0.00	26,053.19
50 - PCT#1 EQUIPMENT REPLACMNT	32,188.19	3.59	3.59	0.00	32,191.78
51 - PCT#2 EQUIPMENT REPLACMNT	52,610.22	-2,494.22	2,510.85	5,005.07	50,116.00
52 - PCT#3 EQUIPMENT REPLACMNT	26,592.96	3.03	3.03	0.00	26,595.99
53 - PCT#4 EQUIPMENT REPLACMNT	118,779.97	13.28	13.28	0.00	118,793.25
55 - CONSTRUCTION GRANTS	-2,614.16	-1.86	0.00	1.86	-2,616.02
57 - ABANDONED MOTOR VEHICLE	12,602.22	-305.49	879.00	1,184.49	12,296.73
65 - TRUANCY PREV & DIVERSION	5,164.36	628.89	628.89	0.00	5,793.25
66 - CO SPECIALTY COURT	1,589.22	409.52	409.52	0.00	1,998.74
71 - FED & STATE RELIEF	-58,458.52	-3,932.12	0.36	3,932.48	-62,390.64
72 - COASTAL PROTECTION	1,117,324.61	124.92	124.92	0.00	1,117,449.53
80 - AIRPORT	133,539.16	490.19	690.19	200.00	134,029.35
81 - JAIL COMMISSARY	11,599.01	-609.07	10.14	619.21	10,989.94
88 - STATE FEES	22,176.23	23,335.72	35,634.44	12,298.72	45,511.95

Fund Summary

89 - TRUST INVESTMENT	234,572.56	25.08	25.08	234,597.64
90 - DISTRICT CLERK RESRV ACCT	190,822.57	26.62	2,201.62	190,849.19
92 - FLOOD CONTROL - JC DRAIN	102,133.73	293,449.16	540,355.65	395,582.89
Grand Total:	9,114,644.00	3,223,593.39	5,296,300.81	12,338,237.39



EL CAMPO, TX

Pledge Security Listing

January 31, 2021

ID	CUSIP	Description	Safekeeping Location	Safekeeping Receipt	Coupon	Maturity Date	Call Date	Moody	S&P	Fitch	ASC 320	Face Amount	Current Par	Current Book Value	Market Value	Gain(Loss)
JACKSON COUNTY																
4869	3132J4HD4	FHLMC #G30927	FHLB		3.00	09/01/2035		AAA	AA+	AAA	HTM	5,000,000	2,108,833.20	2,193,185.15	2,209,002.78	15,817.63
4954	31418CSG0	FNMA #MA3218	FHLB		3.00	12/01/2032		AAA	AA+	AAA	HTM	4,000,000	1,868,568.68	1,911,431.37	1,959,661.40	48,230.03
4992	3128MMX57	FHLMC #G18699	FHLB		4.00	06/01/2033		AAA	AA+	AAA	HTM	4,000,000	1,354,487.00	1,388,560.03	1,435,756.22	47,196.19
5474	3132D53T7	FR #SB8010	FHLB		2.50	10/01/2034		AAA	AA+	AAA	HTM	2,100,000	1,177,976.69	1,185,731.83	1,230,985.64	45,253.81
Total for JACKSON COUNTY												15,100,000	6,509,865.57	6,678,908.38	6,835,406.04	156,497.66

INVESTMENTS

TexPool

12/31/2020

01/31/2021

FUND	NAME	ACC'T #	BALANCE	INTEREST	DEPOSIT	WITHDRAW	BALANCE
41	Road & Bridge Precinct #1	1100	15,922.12	1.11			15,923.23
42	Road & Bridge Precinct #2	1200	16,173.12	1.12			16,174.24
43	Road & Bridge Precinct #3	1300	25,421.71	1.70			25,423.41
44	Road & Bridge Precinct #4	1400	10,385.85	0.68			10,386.53
10	General	1500	261,193.93	17.58			261,211.51
28	Library - Memorial Fund	2800	4,210.91	0.31		700.00	3,511.22
89	Binning Heirs Trust Cause #4563	7406	2,355.47	0.18			2,355.65
89	Cordele Church & Cemetery	7502	5,696.65	0.32			5,696.97
89	Callis Receivership	7504	9,052.54	0.59			9,053.13
TOTAL IN TEXPOOL			350,412.30	23.59	0.00	700.00	349,735.89
Standard & Poor Global rating			AAA				AAA
AVERAGE INTEREST RATE			0.0909%				0.0793%

Texas CLASS

FUND	CLASS	ACC'T #	BALANCE	INTEREST	DEPOSIT	WITHDRAW	BALANCE
10	General	0001	2,445,221.00	488.53	3,477,278.49	600,000.00	5,322,988.02
12	Permanent Improvement	0012	1,269,629.34	141.38		25,000.00	1,244,770.72
15	Commissary Telephone	0015	24,800.00	2.78		2.78	24,800.00
17	District Attorney Hot Check	0017	7,200.00	0.78		0.78	7,200.00
19	Forfeiture - District Attorney	0019	286,865.27	32.00		2,000.00	284,897.27
21	Forfeiture - Sheriff	0021	55,521.79	6.22			55,528.01
23	Technology	0023	48.00				48.00
25	Juvenile Probation Grants	0025	17,718.27	1.99			17,720.26
26	Law Library	0026	11,700.00	1.26		2,001.26	9,700.00
27	LEOSE	0027	1,090.00	0.05		0.05	1,090.00
28	Library - Memorial Fund	0028	53,110.34	5.93			53,116.27
29	Records Management - County Clerk	0029	133,787.46	14.98			133,802.44
30	Records Management - County	0030	1,988.57	0.27			1,988.84
31	Records Management - District Clerk	0031	10,975.00	1.22		1.22	10,975.00
32	Security	0032	12,850.00	1.40		1.40	12,850.00
35	Child Welfare	0035	8,182.64	0.92			8,183.56
36	Historical Commission	0036	35,093.90	3.92			35,097.82
39	Bridge Replacement	0039	239,515.69	26.76			239,542.45

Texas CLASS	ACCT #	BALANCE	INTEREST	DEPOSIT	WITHDRAW	BALANCE
41 Road & Bridge Precinct #1	0041	467,109.88	51.53		65,000.00	402,161.41
42 Road & Bridge Precinct #2	0042	534,271.74	59.27		40,000.00	494,331.01
43 Road & Bridge Precinct #3	0043	340,989.99	37.87		25,000.00	316,027.86
44 Road & Bridge Precinct #4	0044	709,797.91	78.94		35,000.00	674,876.85
50 Road & Bridge Precinct #1 Equipment Replacement	0050	32,187.23	3.59			32,190.82
51 Road & Bridge Precinct #2 Equipment Replacement	0051	52,613.00	5.85		2,505.00	50,113.85
52 Road & Bridge Precinct #3 Equipment Replacement	0052	26,509.46	2.97			26,512.43
53 Road & Bridge Precinct #4 Equipment Replacement	0053	118,776.07	13.28			118,789.35
71 Federal & State Relief	0071	3,653.64	0.36			3,654.00
72 Coastal Impact Assistance	0072	1,117,226.28	124.85			1,117,351.13
80 Airport	0080	133,235.56	14.91			133,250.47
89 Trello DPS Seizure	2289	214,511.48	23.99			214,535.47
90 Borchardt - District Clerk Reserve	0090	23,714.20	2.62			23,716.82

TOTAL IN TEXAS CLASS **8,389,893.71** **1,150.42** **3,477,278.49** **796,512.49** **11,071,810.13**
 Standard & Poor Global rating AAAm
 AVERAGE INTEREST RATE 0.1398%

10 Transfer Station Certificate of Deposit	Prosperity	18,493.37				18,493.37
INTEREST RATE		0.6500%				0.6500%
10 Depository Money Market	Prosperity	484,152.67	106.78			484,259.45
AVERAGE INTEREST RATE		0.3500%				0.2600%

This report is presented in accordance with provisions of Texas Government Code §2256.023, the Public Funds Investment Act. The investments held in the Jackson County portfolio comply with the Public Funds Investment Act and the County's investment policy and strategies.

This report is true and correct to the best of my knowledge and belief according to the records of this office.



Mary Horton, CCT, CIO